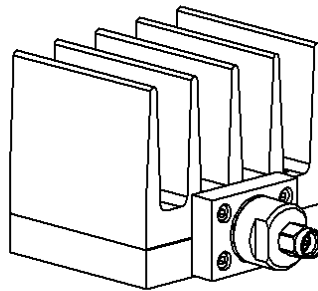
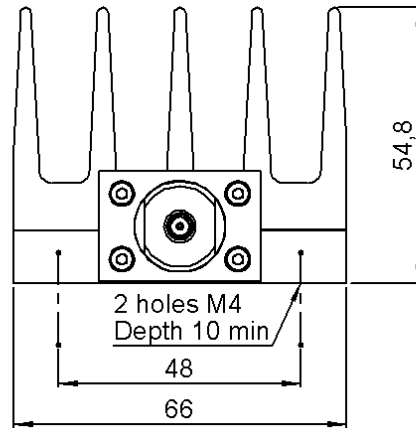
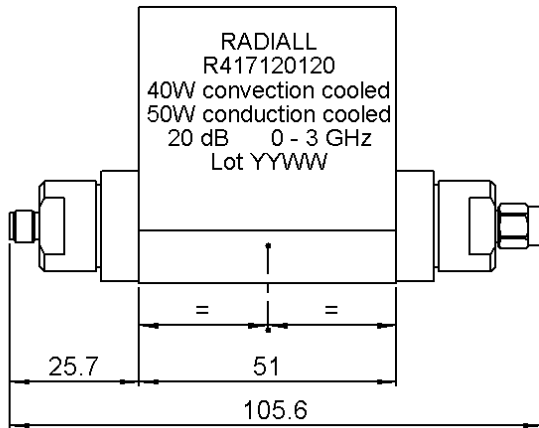


**SMA ATTENUATOR**  
**20 DB 3 GHZ 50W**

**R417.120.120**  
Series : **ATTENUATOR**



All dimensions are in mm.



COMPONENTS	MATERIALS	PLATING(μm)
<b>BODY</b>	<b>STAINLESS STEEL</b>	<b>PASSIVATION</b>
<b>MALE CENTER CONTACT</b>	<b>BERYLLIUM COPPER</b>	<b>GOLD 1.3 OVER NICKEL2</b>
<b>FEMALE CENTER CONTACT</b>	<b>BERYLLIUM COPPER</b>	<b>GOLD 1.3 OVER NICKEL2</b>
<b>OUTER CONTACT</b>		
<b>INSULATOR</b>	<b>PTFE</b>	
<b>GASKET</b>	<b>SILICONE RUBBER</b>	
<b>SUBSTRATE</b>	<b>ALUMINA</b>	
<b>RESISTOR</b>	<b>THICK FILM</b>	
<b>OTHERS PARTS</b>	<b>ALUMINIUM</b>	<b>BLACK PAINTING</b>

Issue : 0840 A

In the effort to improve our products, we reserve the right to make changes judged to be necessary.



**SMA ATTENUATOR**  
**20 DB 3 GHZ 50W**

**R417.120.120**  
Series : ATTENUATOR

**ELECTRICAL CHARACTERISTICS**

Frequency (GHz)	DC - 1	1 - 2	2 - 3
V.S.W.R (≤)	1.10	1.25	1.35
Deviation(±dB)	2	2	2

Operating Frequency Range	DC - 3	GHz
Impedance	50	Ω
Nominal Attenuation	20	dB
Peak power at 25°C (1μs, 1%)	5000	W
Average power at 25°C	40	W (Free Air Cooled)
	50	W (Conduction Cooled)
For conduction cooling, a plate 500 cm <sup>2</sup> x 3 mm(78 sq.in*1/8) min. is required		

**MECHANICAL CHARACTERISTICS**

Connectors	SMA	Male Female	MIL-C 39012
Weight	345,1700 g		

**ENVIRONMENTAL CHARACTERISTICS**

Operating temperature range	-55 /+125 °C
Storage temperature range	-55 /+125 °C



**SPECIFICATION**

**OTHER CHARACTERISTICS**

Issue : 0840 A

In the effort to improve our products, we reserve the right to make changes judged to be necessary.

